



## SPRING 2025

At long last I have found the time to put finger to keyboard as it were for this issue of the Grail, which contains lots of pictures, and I know we all love pictures when it comes to Garden Railways. As always time is speeding by and here we are enjoying warm sunny days once more, and long may it continue! While on the subject of warm sunny days, if anyone is planning on having an open day please let me know and I will make sure it is well advertised here.

Already this year we have had some great club days with very good attendance figures with March being one of our best yet. The knock on effect is of course covering the Hall rent each month and topping up the club funds, that are looking very healthy at this time. With regard to the on going saga of the New Layout, after asking for your thoughts on the matter the general feelings were.....Start a new. The boards that were originally started by Roy way back, are to big and heavy ( and lets be honest....none of us are getting any younger). We have the funds so I see no reason why we cannot purchase new supplies and get the job done this summer!

Thank you to all those members who have kindly sent in

photographs for this edition. If any member has anything Garden Railway related, on going train projects or train related holiday snaps.....do please pass them on to me and I will ensure they make the next Grail.

As always, if anyone has any train items for sale then I am more than happy to put them out to all members via email or to include them in the next Grail, just send me some pictures and a price guide etc. For those who are unaware the G Scale Society web site also have a forum that includes a For Sale section where you can list items for sale or I am more than happy to do so on your behalf. The web site can be found at : <https://www.gscalecentral.net/forums/private-sales-classifiedlistings.9/>

If you have any train items for 'Sale' or 'wants', I would like to point out that any Sales between members are a private matter between the seller and buyer, and the GRail is only here to let members know what is being sold etc. If you do send in details of items for Sale I would be more than happy to put both parties in touch with each other at your request, or if the seller is happy to supply contact details I will include that in the sale details.

### **Future Planned club dates**

The next planned club meets are as follows:

Saturday 3 May ( First saturday and not the second as normal)

Saturday 14 June

Saturday 12 July

Saturday 9 August

Saturday 13 September

Saturday 11 October


Saturday 8 November

Saturday 13 December



Do please note that due to unforeseen circumstances some dates in the future may need to be moved on rare occasions. If this is the case, I will send out emails to that effect.

### **Previous Club Meet pictures**





































## Memories of Ivan & Pats Railway


Here are some photographs of Ivan and Pat Byng's garden Railway. The railway sadly has now been removed after Ivan Sadly left us, but for some of you long term members, some Great memories of those summer Open Days:

















## What Is in your loft/ Spare room

If you remember back we saw some pictures of Steve Thornhill's Uncle's attic room with that amazing railway layout. Well in response to that article here is what Andy and Catherine sent showing what is in their spare room. I think you will agree, the door into the room is pretty impressive:









# Members Projects

You will remember back when Andy and Catherine sent in pictures showing their New garden railway build. Well I am happy to report that the build is nearing completion as you can see by the following pictures. The first picture is just a reminder of the proposed plan, and I think you will agree the other pictures speak for them selves:













## **'Who would do that'....LGB Pullman refit**

Way back in October 2024 I made a purchase of 2 x LGB Pullman coaches in Red/Cream livery from a well know auction site ( starts with the letter 'E'). As most of you know by now I love anything LGB RHB/Swiss, so the purchase seemed to be a no brainer as they say. The only catch was the previous owner kindly glued Walt Disney characters all over both roofs....Who does that! The price was good because of said figures ,so I took a chance.

On receiving the coaches I found that not only did they have the figures glued well and truly to the roof, but Kadee couplers had been fitted instead of LGB couplers, but to do this the previous owner had cut off all the Buffers! On top of this ,the coaches were fitted with some un branded metal wheels with friction electrical pick ups for the internal lights.

I had hoped that the Disney figures had been put in place using blue tack, but no, they had used something similar to Araldite bonding glue. It took a large pair of pliers and all my effort to get the figures off. The result was that big areas of hard dried glue had been left behind. At first I did try to use a de bonding agent to loosen the glue , which did work but left craters in the roof were it had eaten into the plastic. In the end I used a small electric modelling grinder to remove the glue, at least that way I could limit the amount of plastic that was removed. After all the old glue was removed I then had to use car body filler to fill the rough areas, followed by lots of sanding.

After all the sanding down was completed, several coats of Grey primer was used with wet and dry sand paper between coats. Finally several top coats of silver to match the original finish.




Once the painting had been completed I had to cut away the old wiring from the bogies and where necessary extend the wires so they could be fitted to new Ball Bearing wheels fitted with electrical pick ups.

Finally I had to drill, re mould, to fit new buffers, and fit LGB couplers to complete the so called re fit. The pictures best describe most of the work:



















If anyone wants some Disney figures with glue soaked bums, let me know!!

Kev P

## **Interesting Article sent in by Colin**

A Pal came up to see us and gave me this picture , my old shed with my old shift ,Looking on in familiar pose is Fitters mate Tommy Wake (rest him ) that crane used to really moulle him he would say so much so I was one of the few fitters who took the test to drive it ,dashing across the pit is Ex NCB electrician John Crompton (out there in the world I hope ) goodness knows where I am maybe under the bogie if I am there .

Looks like a traction motor change from the loco behind ,could be an axle change but there would be more bits lying around or it's yet to come , Loco just in shot would be Boxed in so must be in for my P2 work otherwise the lift would be there so i could be buried in that .

I could never take a picture in that shed always came out black and if anyone was taking pictures I would -iss off something I now regret ( why did I do That ? some daft anti establishment thing ) .

Enjoy ,I loved every minute of this work ,I can not help thinking when it finished so did I





Thank you Col for sending this in. Playing with large model trains is one thing....but you cannot beat the real thing!.

## **Sunny Day running trains (Steve T)**

Photographs kindly sent in by Steve T:







## Midlands Garden Railway Show March 2025

I was lucky enough to visit the Midlands Garden Railway Show in March and met a few of our very own members during the day. It was my first time visiting the event, and it has to be said.....A Superb Day was had by all.....and the bacon butties were pretty good too!!

Here are just a few pictures of the day ( and No, I did not purchase anything!)

















If any member would like to share their train related pictures (including train related holiday snaps), projects, garden railways pictures (or video links) please send them to me, and I will gladly put them in the GRail. The more we have to put in the better, as they say....a picture paints a thousand words!.....and we all love piccys!

## **Sales and Wants**

Just a quick reminder, if anyone has train items for sale, or are looking for a particular item, please do let me know so I can let all our members know via email or here in the Grail.

### **Wanted**

Jo Smith is looking for one of these if anyone can help:





## For Sale

Colin has 3 x pairs of AML /Accucraft log disconnects for sale.  
Non standard drawbars included that were scratch built by  
Col.....and knowing Col these will be better than the standard ones.

Asking price for club members is £50 a pair.



Michael has this lovely loco for sale at £385, all offers would be considered. The loco is boxed with paperwork. Michael did not say, but the loco looks to be Aristocraft...I think. If interested please let me know and I will put you in touch .





## Webmasters Report

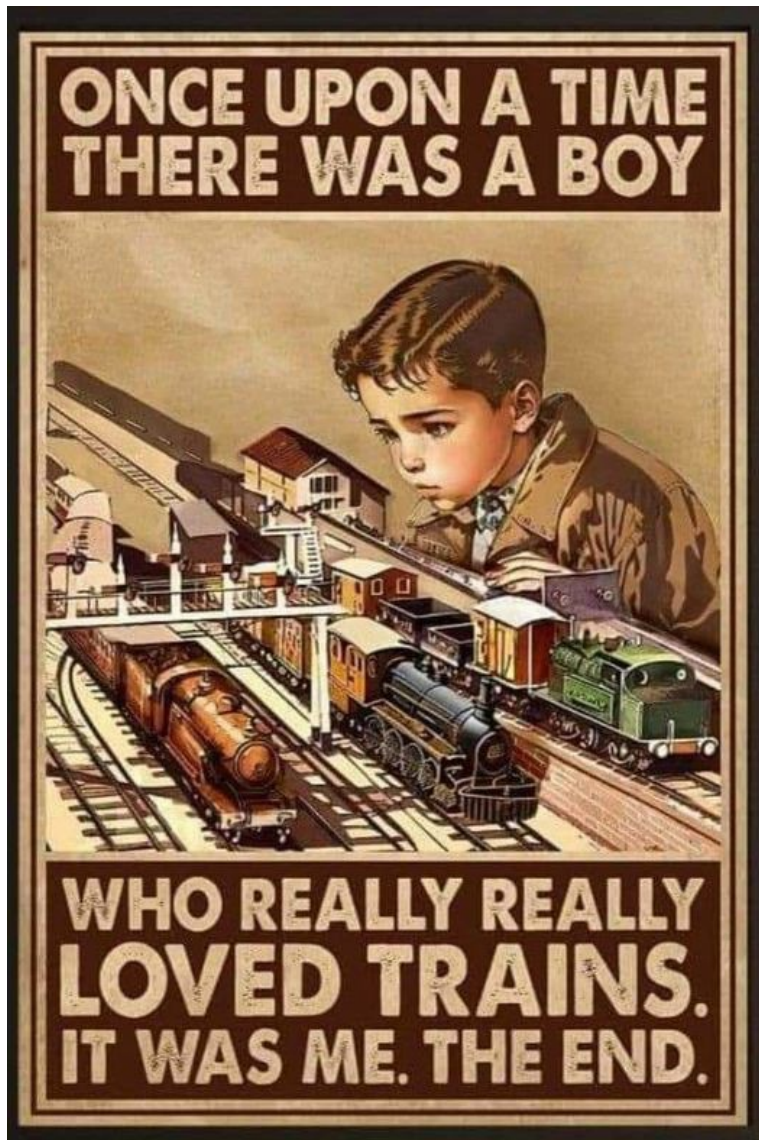
Our website is at : <http://gscalesociety-mwmgroup.co.uk/> Ian, our webmaster has added a new link to the Home page to make it easier to find back copies of the GRAIL. Quite a number of back copies have been added lately but we are still missing some. If you have any copies of the GRAIL, either in paper or electronic form, dating before October 2013 apart from December 2012, October 2012 and July 2012 , could you please contact Ian either at the email address below or possibly at the clubroom. As we have a number of new members can I suggest that they take the time to visit the site which is there for MW&M group members to use as they wish to promote the G Scale cause and our group. We need more content on the site. This can be anything on the subject such as photos (with descriptions), articles about railways, railway tours or construction, ideas for railways, stock modifications, advice or experiences on any related subject etc. The possibilities are limitless. In the past a "For Sale" page has been suggested - would any of you be interested in that? The site can be easily expanded to accommodate anything you would like to see included or offer for publication. 12 Sales & Wants Just a reminder that if anyone has any train items for sale, or are looking for a particular item, please do let me know so I can let all our members know, either here in our GRail or via one off emails etc within our group. If there is anyone who wants to have a complete site dedicated to them and their railway that's possible within the site as well. Any submissions or ideas for expanding and improving the site will be gratefully accepted. Feel free to comment on what's there already as well – It's your site. Submissions in any format can be used. If you need any assistance getting material ready just ask. Please don't include personal details such as phone numbers or addresses. Use the site email address and any messages can be forwarded to you. Alternatively, a new email address can be easily created for your personal use. Ian Payne is the coordinator and can be contacted from the website or direct at : [ian.payne1@yahoo.co.uk](mailto:ian.payne1@yahoo.co.uk)



The 'GRail' is for all of our members to hopefully enjoy and contribute towards, so if anyone has anything relating to our club, hobby or has articles of ongoing projects relating to Garden Railways please let me know. As long as we have items of interest I am more than willing to put out the GRail on a regular basis for us all to enjoy.

Kev Pullen....on behalf of the Mid Wales & Marches area group of the G Scale Society.

And Finally



Take care all